

QUARTZ KITCHEN SINKS AND FAUCETS: INTERNATIONAL

CARYSIL
GERMAN ENGINEERED



OFFICES

Factory and Headquarters:

Survey No.312, Bhavnagar-Rajkot
Highway, Navagam, Vartej,
Bhavnagar, Gujarat 364060, India
T: +91 278 2540218 / 2540893
F: +91-278-2540558
M: info@carysil.com

Carysil UK

Carysil Products Ltd,
Crossley Stud Farm, Buxton
Road, Congleton, Cheshire,
United Kingdom, CW12 2PN

Carysil GmbH

Hahnenkamp 1
22765 Hamburg

Scan the QR code





Sep 2023

www.carysil.com

Email: info@carysil.com | Follow us:  

"We at your service: 24x7"

1800 3000 8833 | 1800 12312 8833

Download Carysil Service Mobile App  

Disclaimer

• Product shown here is only for demonstration purpose, actual product may vary from the product as shown in the catalogue. • Specification of the product may change without any prior intimation. • All the test/performance are according to standard condition. • we are not providing post sales service-24x7. • Color shown is the representative color and may vary from the actual product. • All size in mm are approx.

INDEX

About	02
Design	05
Key Features	09
The Technology	11
Leading The Way	15
Green Sink	23
Quartz Sinks	33
Accessories	79
Faucet	83
Cabinet Sizes	99

CARYSIL

Carysil is the name of our brand and one that we're proud to tell you more about. It's a mark that's become synonymous with luxury and quality in kitchens around the world. The kitchen is the heart of your home and it's our mission to take the hard work out of what you do there. Carysil's luxury products combine a design-led aesthetic with cutting-edge engineering. That's why they look so good and work so well. Our product design is founded on the principles of ergonomics and sustainability, as well as conforming to the highest safety standards. Whenever you join the Carysil brand family, you share in our customers' confidence that you're bringing the very best into your home.



Chirag Parekh,
Chairman and Managing Director
Carysil Group

OUR STORY

In 1987, the Late Mr. Ashwin M. Parekh had a vision - to create a company that revolutionised kitchen solutions. That's how the Acrysil Group was born. Through a technical collaboration with Schock & Co, Carysil produced their first German-engineered sink. In just a few years, Carysil became one of the few global brands and the only one in Asia to manufacture quartz kitchen sinks that combine aesthetics, innovation, technology, and meet global standards.

In 1993, Chirag A. Parekh joined Acrysil Group and led Carysil to become a global leader in the kitchen industry. Under his guidance, Carysil became renowned for its innovative quartz kitchen sinks. Today, Carysil is a household name in India and has gained international recognition.

In 2022, Acrysil underwent a rebranding and became CARYSIL LTD, aligning the company's image with its most recognized brand. This rebranding also strengthened the brand identity of its subsidiaries - Carysil UK Ltd, Carysil GmbH in Germany, Carysil FZ-LLC and Carysil USA Inc.

Carysil is an innovative and technology-driven brand with a strong focus on sustainability. They introduced the world's first Green Sink, made with 100% bio-based filler using recycled resin, natural quartz, and pigments from beetroot, spinach, and charcoal. This eco-friendly production process minimises waste, pollution, and water consumption. Carysil's Super X Granite Sink is another one of its technological breakthroughs that has improved sink resilience, reducing breakage by 70%.

Today, Carysil is a global lifestyle brand offering a wide range of kitchen products that enhance the customer's kitchen experience. Under the visionary leadership of CMD Chirag Parekh, Carysil has expanded its product portfolio to include stainless steel sinks, taps, food waste disposer units, and built-in kitchen appliances like hobs, cooktops, ovens, wine chillers, and dishwashers. These products combine design, quality, durability, and visual appeal to enhance the customer experience.

Carysil's dedication to innovation has earned its due recognition, with CMD Chirag Parekh receiving the ET Inspiring Indian Award by the Times Of India for his contributions to the Kitchen and Bath Industry.

Carysil continues to push the boundaries when it comes to strengthening its stance as both a domestic and global leader. The company has over 3000 dealers and distributors in India and also have acquired prominent UK companies like Sylmar Technology Ltd (now Carysil Surfaces) and The Tap Factory Ltd (now Carysil Brassware). These acquisitions have strengthened Carysil's market share, expanded their technological expertise, and built a best-in-class product portfolio. While Carysil expands its global footprint, it remains committed to honouring its Indian heritage by contributing to Atma Nirbhar Bharat.

Carysil is now a strong and dynamic player in the kitchenware industry, poised for continued growth and success in the years to come. Carysil's story is one of dedication, creativity, and hard work in pioneering innovative technologies.

And it has just begun!



OUR APPROACH TO DESIGN

We believe that there's no point to beauty unless you also have a reason for being. Our design process is underpinned by an appreciation of technology, functionality, and aesthetics. When you buy a sink from us, you're not just getting a Carysil product: you're benefiting from 33 years of manufacturing excellence and understanding of customer needs. We're always innovating. That push to keep improving means you'll always enjoy the latest thinking and technology in our sink design. We have no plans to move away from the cutting edge.



MATERIAL

Our sinks put design-led quality and high performance at the centre of your kitchen. We've spent 33 years getting Carysil quartz right. Stone-like in quality, our material is formed from around 80% quartz and 20% acrylic resin and color pigments. This gives our kitchen sinks a velvet look and feel, with a finish that's non-porous and enduring. Carysil quartz sinks are food-safe, easy to clean and very hardwearing.



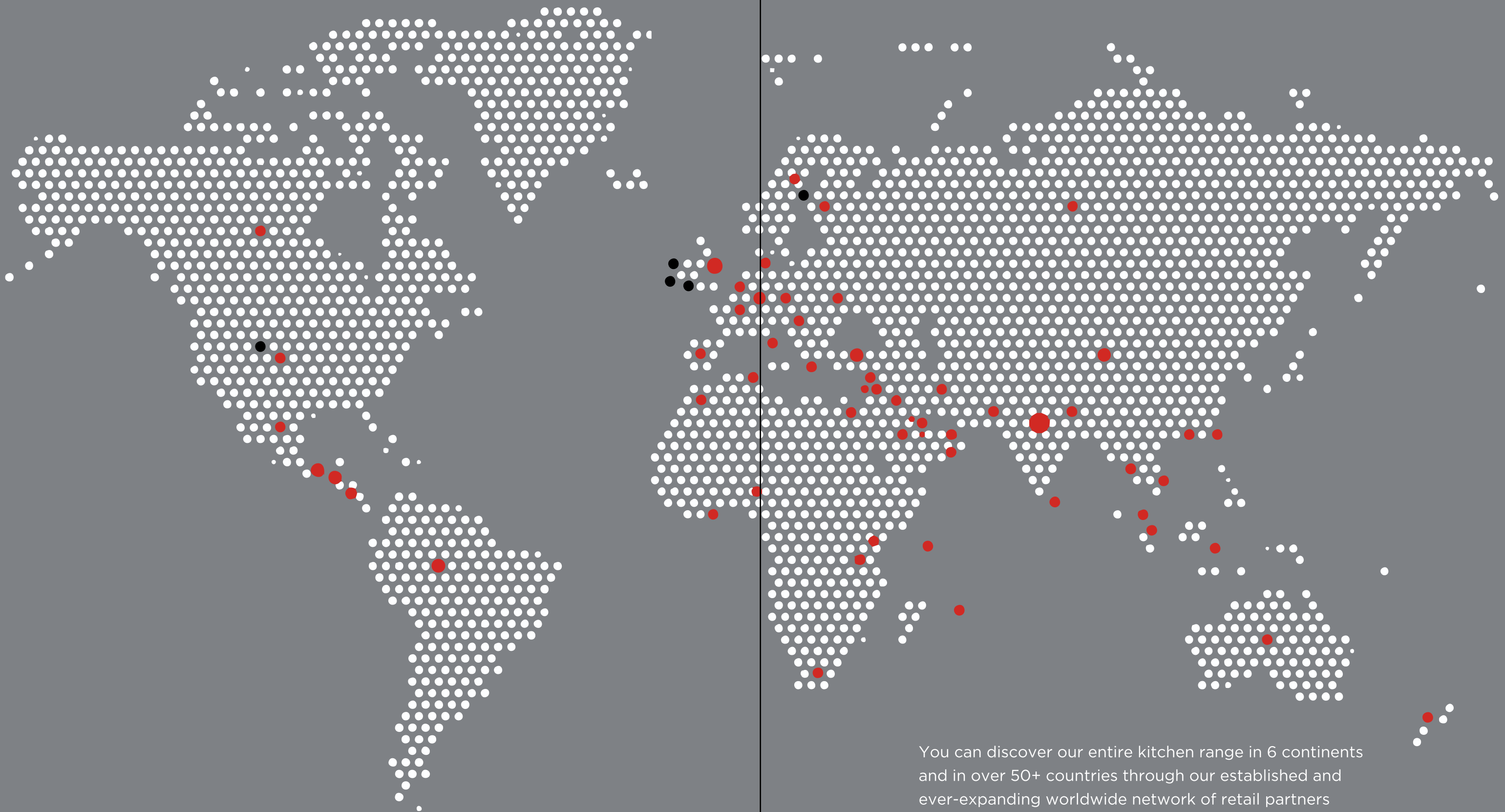
TECHNOLOGY

No one knows quartz like we do. It's what we've been doing for 33 years. The hardest part of granite, quartz forms around 80% of the raw material used in our composite sinks. You can see why they are the toughest around. We mould quartz with high-grade acrylic resin using a special computer-controlled casting process. The result is a hardened composite material that is resistant to scratches, dents, stains, heat and cracks. That's why our composite quartz sinks last the distance.



SUSTAINABILITY

In the broadest sense, sustainability refers to the ability to maintain or support a process continuously over time. In business and policy contexts, sustainability seeks to prevent the depletion of natural or physical resources, so that they will remain available for the long term. Sustainable development requires an integrated approach that takes into consideration environmental concerns along with economic development.



- Global Offices
- Global Presence

You can discover our entire kitchen range in 6 continents and in over 50+ countries through our established and ever-expanding worldwide network of retail partners including the North and South America, United Kingdom, Canada, China, Germany, France, the Far East and the Gulf states; and through our subsidiaries in the UK, Germany and the United States of America

THE HEART OF YOUR HOME

A place where all the love, joy and curiosity come together to create recipes and explore millions of tastes.



KEY FEATURES



SCRATCH AND DENT PROOF

Putting practicality first - made only from solid composite, these sinks are scratch-proof for a longer life.



HEAT- RESISTANT

Never hesitate to put down a hot pot again - CARYSIL sinks are heat resistant up to 280 °C for great durability.



STAIN & DIRT RESISTANT

Since your sink has to be practical as well as beautiful, CARYSIL sinks are stain resistant for long-lasting good looks.



FOOD SAFE

Enjoy total confidence in using your kitchen your way - CARYSIL sinks are 100 % food safe, making prep easy and hygienic.



EASY TO CLEAN

Your composite sink is easy to keep clean so you will be able to enjoy its flawless finish for years to come.



HYGIENIC

The non-porous surface of the sink ensures greatest hygiene.



COLOUR-FAST

There is no coating on the sink; the colour is through and through.



HARD-WEARING

The strength of quartz and bonding of acrylic resin make this sink a tough one.

THE TECHNOLOGIES

COMPOSITES MIXING

To create our exceptional quartz sinks, we begin by preparing a homogeneous mixture of resins, quartz granules, pigments, and additives in syrup form. At Carysil, we use Acrylic resin over Polyester, due to its superior tensile strength, flexibility, durability, finish, and binding properties. This precise fusion of quartz and acrylic resin establishes the solid groundwork for our quartz sinks.



BATCH-MAKING

In the production process, batches are prepared based on careful planning and scheduling to ensure efficient production flow. The mixture is placed in Filling Cylinders, and colour pigments are added to create a wide range of colour options. Carysil offers an impressive selection of various colors, allowing customers to find the perfect match for their kitchen decor. From classic neutrals to vibrant hues, our diverse colour palette ensures that there is a Carysil sink to complement any style or theme.



CASTING

During the casting phase, the carefully prepared mixture is transferred into the designated Mould Station, where we closely monitor temperature, pressure, and time-duration using Control Panels. To facilitate material polymerization and maintain the desired temperature, we employ a 'hot water, cold water' running mechanism. Through precise Polymerization Casting, the sink takes shape within the mould, ensuring uniformity and exceptional strength. This crucial step allows us to achieve the desired form and structural integrity of Carysil sinks. With advanced control systems and meticulous attention to detail, we deliver reliable, aesthetically pleasing sinks that meet our high standards.



MACHINING CNC

The sink, thus cast, goes to the Machining section where CNC machines are employed. Here the sink gets proper trimming along the edges and the Waste hole to ensure perfect fit. The contact point for the waste hole coupling undergoes polishing, for a smooth finish. Additionally, pre-drill treatment and tapping are performed on the water inlet grooves. To ensure maximum reliability, a rigorous Catastrophic Test is conducted to eliminate any potential leakage concerns after installation. Our sinks are manufactured in accordance with the European Product Standards, conforming to the CE and EN norms. This guarantees the highest level of quality and performance in our sink products.

FINISHING & INSPECTION

Next, the sink undergoes an automated washing process to eliminate dust and reveal a pristine, sparkling clean surface. Subsequently, our dedicated Quality Control (QC) team inspects each sink for any irregularities, ensuring adherence to the highest standards of quality. Any sinks that do not meet our stringent quality norms are promptly rejected, guaranteeing that only superior sinks reach our customers.

PLASTIC FREE PACKAGING



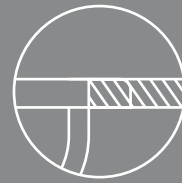
When it comes to transportation, we prioritise careful handling to prevent damage, optimise space consumption, and minimise storage and freight costs. Our sinks are packed in a variety of configurations, including horizontal, vertical, and nested arrangements. In line with industry standards, we adhere to ISTA1, ISTA 3A, and ISTA6 guidelines. To ensure protection against dust and moisture, an automated machine is employed to wrap each sink securely. By implementing these packing practices, we guarantee that our sinks arrive in excellent condition to their destination.

INSTALLATION TYPES



Top Mount

Easy to install with the countertop, this installation becomes the focal point of your kitchen.



Flush Mount

With no gaps to collect crumbs and mess, the flush mount installation is the practical & stylish choice for a modern kitchen.



Under Mount

This installation creates a clean and uninterrupted surface, optimizing space and making cleaning a breeze.

FAUCET



Where performance meets style, our faucets fit in a diverse array of kitchen designs. We re-engineered our faucets with water saving benefits and features to support you at every step of drink, prep & clean.

ACCESSORIES



Create a seamless workflow experience with the addition of accessories. Customize your unit with a soap dispenser, fold matt and bottom grid or cutting boards that can be placed in the sink for streamlined use.

LEADING THE WAY

It is more difficult to remain, market leaders, than to get there. Selection of the highest quality of raw materials coupled with state of the art technology guarantees that all our products meet relevant international standards and important safety regulations. Our advanced engineering and stringent quality measures guarantee that all our products will be hard-wearing, food-safe, easy to clean, and colourfast.



Hardwearing



Food-safe



Easy to clean



Colourfast



INTERNATIONAL PRESENCE

You can easily discover the vast range of Carysil products in over 50+ countries through our established and over-expanding network of retail partners all over the world, including North and South America, UK, Canada, China, Germany, France, the Far East, and the Gulf states; and through our subsidiaries in the UK, Germany and the UAE-Dubai.



SELECTING YOUR SINK CENTRE

Whether you're taking on some small kitchen upgrades or tackling a full kitchen remodel, finding the perfect sink is critical! It's one of the most used spaces in your kitchen and a critical focal point of the overall design, so you need to find sink material that not only is beautiful and stylish, but also matches your family's needs for durability and maintenance.



QUARTZ SINK

Quartz forms around 80% of the raw material used in our composite sinks. We mould quartz with high-grade acrylic resin using a special computer controlled casting process. The result is a hardened composite material that is resistant to scratches, dents, stains, heat and cracks. That's why our composite quartz sinks last the distance and are the toughest.



GREEN SINKS

SINK GREEN is our path to a sustainable future. The present innovation relates to provide a heat curable bio-based quartz sand as a filler for casting composition of the moulded article which is made of quartz sand mixed with or coated with bio-based organic coating materials to result in a 100% natural bio-based filler material for moulded articles.



PVD FAUCET AND ACCESSORIES

Our Accessories and Faucets undergo a futuristic PVD process that creates a molecular bond, resulting in a durable, long-lasting finish that will not corrode, discolour, or tarnish. The parts are first cleaned at a molecular level using gas ions in a vacuum chamber, and then metal is vaporised through an electrical arc and molecularly bonded to the parts. This process creates highly brilliant, anti-tarnishing faucets that are built to last a lifetime.

EVERYTHING YOU NEED,
ALL IN ONE PLACE.




MATERIAL



TECHNOLOGY




DESIGN



No one knows Quartz like we do. It's what we've been doing for 33 years. The hardest part of granite, Quartz forms around 80% of the raw material used in our composite sinks. You can see why they are the toughest around. We mould quartz with high-grade acrylic resin using a special computer-controlled casting process. The result is a hardened composite material that is resistant to scratches, dents, stains, heat and cracks. That's why our composite quartz sinks last the distance.

Stainless Steel Sink and PVD Unit



Built-In Appliance and Faucet Unit



Central Ware House



Head Quarters: India



Carysil Surfaces: UK



Carysil GmbH, Germany





IN OUR ENDEAVOUR TOWARDS
A SUSTAINABLE FUTURE

WE HAVE CREATED A
GREEN SINK



WITH THE COLORS OF
NATURE



WHAT IS SUSTAINABILITY?

In the broadest sense, sustainability refers to the ability to maintain or support a process continuously over time. In business and policy contexts, sustainability seeks to prevent the depletion of natural or physical resources, so that they will remain available for the long term. Sustainable development requires an integrated approach that takes into consideration environmental concerns along with economic development.

BENEFITS OF SUSTAINABILITY

Sustainability provides countless benefits to businesses and individuals. As individuals, there are always changes we can make to live more sustainably while saving money. Things like repurposing, recycling and reusing items at home can provide easy, sensible and environmentally responsible options.

Sustainability goes beyond what we do with the items we already own. Purchasing sensibly often means only buying what we need, and when we do, investing in higher-quality, longer-lasting products.

Sustainability also increases public health, saving money on healthcare each year. It focuses on providing for future generations rather than thinking solely about the fast-paced lives of people today.



BINDERS:
RECYCLED RESIN



BIO-BASED COATED NATURAL
FILLER:
NATURAL QUARTZ COATED BY
NATURAL PIGMENTS

THE FIRST GREEN SINK WITH A
100% BIO-BASED FILLER




PIGMENT EXTRACTION FROM
NATURAL INGREDIENT



INGREDIENT
POWDER

+



QUARTZ
POWDER

=

100% NATURAL
COATED SINKS



Natural quartz and pigments from nature come together to create a **SUSTAINABLE GREEN SINK.**

Through our patented innovative process, recycled resin is combined with natural quartz and colored by pigments found in nature such as beetroot, spinach and charcoal. The resulting unique green sink retains all the qualities of our granite sinks: it has a hard surface, is resistant to stains and scratches making our sinks durable as well as environmentally friendly. It is the perfect fit for homemakers who believe in design with functionality.



OUR GREEN SINK:

Natural material : Quartz

Made with recycled materials : Resin

Natural colouring pigments from nature

Less water consumption while creating the sink

SPINACH




BEETROOT



CHARCOAL





CRYSTAL



Charcoal

Sage

Azure

Sand

Graphite

Snow

CRYSTAL 3618 SAND



Sink: 914 mm x 457 mm
Bowl: 480 mm x 365 mm x 200 mm

CRYSTAL 3618 SAGE



Sink: 914 mm x 457 mm
Bowl: 480 mm x 365 mm x 200 mm

CRYSTAL 3618 GRAPHITE



Sink: 914 mm x 457 mm
Bowl: 480 mm x 365 mm x 200 mm

CRYSTAL 3618 CHARCOAL



Sink: 914 mm x 457 mm
Bowl: 480 mm x 365 mm x 200 mm

CRYSTAL 3618 AZURE



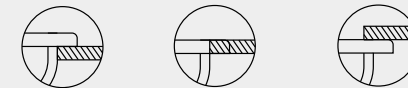
Sink: 914 mm x 457 mm
Bowl: 480 mm x 365 mm x 200 mm

CRYSTAL 3618 SNOW



Sink: 914 mm x 457 mm
Bowl: 480 mm x 365 mm x 200 mm

INSTALLATION



Top Mount

Flush Mount

Under Mount



CRYSTAL



CRYSTAL 2118 SAND



Sink: 533 mm x 457 mm
Bowl: 440 mm x 363 mm x 200 mm

CRYSTAL 2118 SAGE



Sink: 533 mm x 457 mm
Bowl: 440 mm x 363 mm x 200 mm

CRYSTAL 2118 GRAPHITE



Sink: 533 mm x 457 mm
Bowl: 440 mm x 363 mm x 200 mm

CRYSTAL 2118 CHARCOAL



Sink: 533 mm x 457 mm
Bowl: 440 mm x 363 mm x 200 mm

CRYSTAL 2118 AZURE



Sink: 533 mm x 457 mm
Bowl: 440 mm x 363 mm x 200 mm

CRYSTAL 2118 SNOW



Sink: 533 mm x 457 mm
Bowl: 440 mm x 363 mm x 200 mm

INSTALLATION



Top Mount Flush Mount Under Mount



CRYSTAL



Charcoal

Sage

Azure

Sand

Graphite

Snow

CRYSTAL 2418 AZURE



Sink: 610 mm x 457 mm
Bowl: 562 mm x 409mm x 200 mm

CRYSTAL 2418 SNOW



Sink: 610 mm x 457 mm
Bowl: 562 mm x 409mm x 200 mm

CRYSTAL 2418 SAGE



Sink: 610 mm x 457 mm
Bowl: 562 mm x 409mm x 200 mm

CRYSTAL 2418 SAND



Sink: 610 mm x 457 mm
Bowl: 562 mm x 409mm x 200 mm

CRYSTAL 2418 CHARCOAL



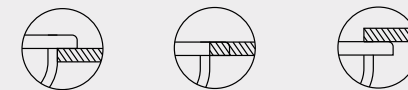
Sink: 610 mm x 457 mm
Bowl: 562 mm x 409mm x 200 mm

CRYSTAL 2418 GRAPHITE



Sink: 610 mm x 457 mm
Bowl: 562 mm x 409mm x 200 mm

INSTALLATION




Top Mount

Flush Mount

Under Mount



RIMO D100L



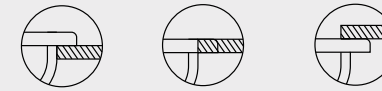
Sink: 1000 mm x 500 mm
Bowl: 480 mm x 430 mm x 200 mm

RIMO D150



Sink: 1000 mm x 500 mm
Single Bowl: 345 mm x 430 mm x 200 mm
Half Bowl: 155 mm x 295 mm x 146 mm


INSTALLATION



Top Mount Flush Mount Under Mount

RIMO

Premium



Metallic



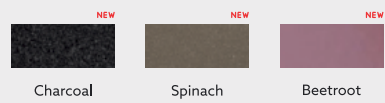
Classic



Solid



Green 



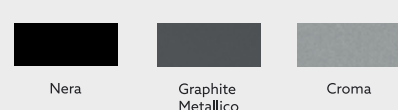


ENIGMA

Premium




Metallic




Classic



Solid



Green



ENIGMA D100S



Sink: 790 mm x 500 mm
Bowl: 380 mm x 440 mm x 200 mm

ENIGMA D100B



Sink: 860 mm x 500 mm
Bowl: 480 mm x 440 mm x 200 mm

ENIGMA D100



Sink: 860 mm x 500 mm
Bowl: 347 mm x 440 mm x 200 mm

ENIGMA D100L



Sink: 1000 mm x 500 mm
Bowl: 480 mm x 440 mm x 200 mm

ENIGMA D150



Sink: 1000 mm x 500 mm
Single Bowl: 345 mm x 440 mm x 200 mm
Half Bowl: 155 mm x 295 mm x 146 mm

ENIGMA D200



Sink: 1160 mm x 500 mm
Bowl: 330 mm x 440 mm x 200 mm

ENIGMA D200L



Sink: 1149 x 500
Bowl: 380 mm x 440 mm x 205 mm
half Bowl: 300 mm x 440 mm x 205 mm

INSTALLATION



Top Mount Flush Mount Under Mount

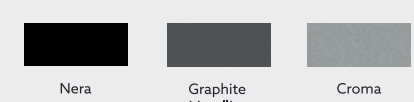


ENIGMA


Premium



Metallic



Classic



Solid



Green



ENIGMA N100N



Sink: 370 mm x 460 mm
Bowl: 340 mm x 400 mm x 200 mm

ENIGMA N100M



Sink: 430 mm x 460 mm
Bowl: 400 mm x 400 mm x 200 mm

ENIGMA N100S



Sink: 530 mm x 460 mm
Bowl: 500 mm x 400 mm x 200 mm

ENIGMA N100L



Sink: 780 x 460
Bowl: 720 x 400 x 220 mm

ENIGMA N150



Sink: 555 mm x 460 mm
Single Bowl: 335 mm x 400 mm x 200 mm
Half Bowl: 155 mm x 400 mm x 140 mm

ENIGMA N 200S



Sink: 850 mm x 460 mm
Bowl: 380 x 400 x 200 mm

ENIGMA N 200



Sink: 860 mm x 500 mm
Left Bowl: 515 mm x 440 mm x 200 mm
Right Bowl: 250 mm x 320 mm x 200 mm

INSTALLATION



Top Mount Flush Mount Under Mount

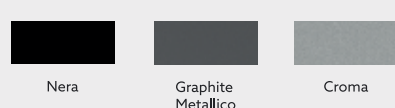


TIP TOE

Premium




Metallic




Classic



Solid



Green



TIP TOE D100 N



Sink: 615 mm x 500 mm
Bowl: 347 mm x 430 mm x 200 mm

TIP TOE D100 S




Sink: 780 mm x 500 mm
Bowl: 347 mm x 430 mm x 200 mm

TIP TOE D100



Sink: 860 mm x 500 mm
Bowl: 347 mm x 430 mm x 200 mm

TIP TOE D100B




Sink: 860 mm x 500 mm
Bowl: 480 mm x 430 mm x 200 mm

TIP TOE D100L



Sink: 1000 mm x 500 mm
Bowl: 480 mm x 430 mm x 200 mm

TIP TOE D150



Sink: 1000 mm x 500 mm
Bowl: 345 mm x 430 mm x 200 mm
Half bowl: 155 mm x 340 mm x 146 mm

TIP TOE D200



Sink: 1160 mm x 500 mm
Bowls: 330 mm x 430 mm x 200 mm

TIP TOE N200



Sink: 860 mm x 500 mm
Left Bowl: 400 mm x 430 mm x 200 mm
Right Bowl: 370 mm x 365 mm x 200 mm

INSTALLATION



Top Mount Flush Mount Under Mount

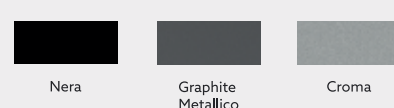


NEW BEETHOVEN

Premium




Metallic



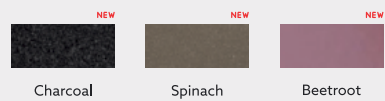
Classic



Solid



Green



NEW BEETHOVEN D100



Sink: 860 mm x 500 mm
Bowl: 365 mm x 424 mm x 200 mm

NEW BEETHOVEN D100L



Sink: 1000 mm x 500 mm
Bowl: 480 mm x 424 mm x 200 mm

NEW BEETHOVEN D150



Sink: 1000 mm x 500 mm
Bowl: 365 mm x 424 mm x 200 mm
Half Bowl: 145 mm x 280 mm x 140 mm

NEW BEETHOVEN D200



Sink: 1160 mm x 500 mm
Left Bowl: 365 mm x 424 mm x 200 mm
Right Bowl: 295 mm x 424 mm x 200 mm

NEW BEETHOVEN INOX D100



Sink: 860 mm x 500 mm
Bowl: 365 mm x 424 mm x 200 mm

NEW BEETHOVEN INOX D100L



Sink: 1000 mm x 500 mm
Bowl: 480 mm x 424 mm x 200 mm

NEW BEETHOVEN INOX D150



Sink: 1000 mm x 500 mm
Bowl: 365 mm x 424 mm x 200 mm
Half Bowl: 145 mm x 280 mm x 140 mm

NEW BEETHOVEN INOX D200



Sink: 1160 mm x 500 mm
Left Bowl: 365 mm x 424 mm x 200 mm
Right Bowl: 295 mm x 424 mm x 200 mm


INSTALLATION



Top Mount Flush Mount Under Mount



WITH STEEL DOT




Sink: 1000 mm x 500 mm
Bowl: 470 mm x 430 mm x 220 mm

WITH STEEL DOT




Sink: 1160 mm x 500 mm
Bowls: 330 mm x 430 mm x 210 mm

WITHOUT STEEL DOT



Sink: 1000 mm x 500 mm
Bowl: 470 mm x 430 mm x 220 mm

WITHOUT STEEL DOT



Sink: 1160 mm x 500 mm
Bowls: 330 mm x 430 mm x 210 mm

POLO


Premium



Metallic




Classic



Solid



Green



INSTALLATION



Top Mount Flush Mount Under Mount



JAZZ D100L



Sink: 1000 mm x 500 mm
Bowl: 480 mm x 430 mm x 220 mm

JAZZ D150



Sink: 1000 mm x 500 mm
Single Bowl: 347 mm x 430 mm x 210 mm
Half Bowl: 145 mm x 285 mm x 142 mm

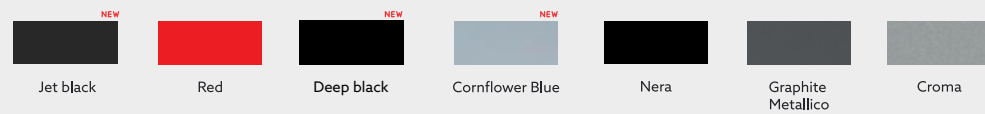
JAZZ D200



Sink: 1160 mm x 500 mm
Double Bowl: 323 mm x 430 mm x 210 mm

JAZZ

Premium




Solid




Metallic

Classic



Green



INSTALLATION



Top Mount



Flush Mount



Under Mount

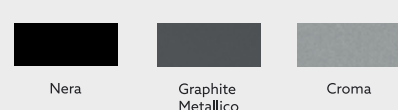


VIVALDI

Premium




Metallic




Classic



Solid



Green



VIVALDI D100 S



Sink: 780 mm x 500 mm
Single Bowl: 347 mm x 440 mm x 205 mm

VIVALDI D100



Sink: 860 mm x 500 mm
Single Bowl: 337 mm x 420 mm x 205 mm

VIVALDI D100 I



Sink: 914 mm x 457 mm
Single Bowl: 483 mm x 397 mm x 216 mm

VIVALDI D100 L



Sink: 1000 mm x 500 mm
Single Bowl: 480 mm x 430 mm x 220 mm

VIVALDI D150



Sink: 1000 mm x 500 mm
Single Bowl: 335 mm x 420 mm x 205 mm
Half Bowl: 155 mm x 295 mm x 146 mm

VIVALDI D200



Sink: 1160 mm x 500 mm
Left Bowl: 400 mm x 420 mm x 205 mm
Half Bowl: 295 mm x 295 mm x 205 mm

VIVALDI N200



Sink: 860 mm x 500 mm
Left Bowl: 345 mm x 357 mm x 205 mm
Half Bowl: 400 mm x 420 mm x 205 mm

INSTALLATION



Top Mount Flush Mount Over Mount



DOUBLE BOWL

Premium



Metallic




Classic



Solid



Green



CG DB 3121



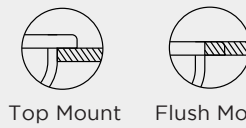
Sink: 787 mm x 521 mm
Bowls: 342 mm x 384 mm x 229 mm

CG DB 3220



Sink: 800 mm x 500 mm
Left Bowl: 418 mm x 435 mm x 220 mm
Right Bowl: 288 mm x 435 mm x 220 mm

INSTALLATION



Top Mount Flush Mount

CG 2B 3322



Sink: 838 mm x 559 mm
Bowls: 365 mm x 415 mm x 241 mm

CG 2B 3322 U



Sink: 824 mm x 480mm
Bowls: 362 mm x 415 mm x 241 mm

INSTALLATION



Under Mount

CG DB 3322



Sink: 838 mm x 559 mm
Left Bowl: 406 mm x 435 mm x 241 mm
Right Bowl: 316 mm x 435 mm x 241 mm

INSTALLATION




Top Mount Flush Mount Over Mount



WALTZ

Premium



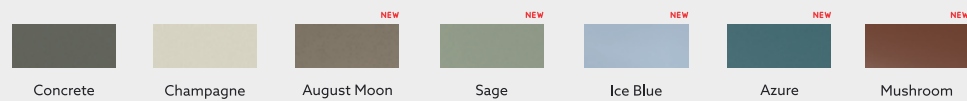
Metallic




Classic




Solid



Green



WALTZ 400



Sink: 400 mm x 500 mm
Bowl: 350 mm x 380 mm x 200 mm

WALTZ 560 FE



Sink: 560 mm x 510 mm
Bowl: 500 mm x 360 mm x 200 mm

WALTZ 610



Sink: 610 mm x 508 mm
Bowl: 570 mm x 376 mm x 200 mm

WALTZ 680



Sink: 680 mm x 500 mm
Bowl: 625 mm x 395 mm x 200 mm

WALTZ 780



Sink: 780 mm x 510 mm
Bowl: 720 mm x 370 mm x 220 mm

INSTALLATION



Top Mount Flush Mount Under Mount

WALTZ 680U



Sink: 680 mm x 450 mm
Bowl: 625 mm x 395 mm x 200 mm

INSTALLATION



Top Mount

WALTZ 780U



774 mm x 434 mm
720 mm x 320 mm x 220 mm



WORKSTATION



WALTZ SERIES WITH ACCESSORIES



BUILD YOUR CARYSIL UNIT WITH FAUCET & ACCESSORIES




Faucet



Soap Dispenser



Plumbing Kit




Fold matt



Chopping board



Flexible Basket



Floor Grid



Colander

WALTZ 560
WITH ACCESSORIES



WALTZ 610
WITH ACCESSORIES



WALTZ 560 FE
NERA



WALTZ 560 FE
METALLIC



WALTZ 560 FE
SNOVA



WALTZ 610
NERA



WALTZ 610
METALLIC



WALTZ 610
SNOVA



WALTZ 780
WITH ACCESSORIES



WALTZ 780
NERA



WALTZ 780
METALLIC




WALTZ 780
SNOVA





LARGO 3620



Sink: 900 mm x 500 mm
 Left Bowl: 465 mm x 443 mm x 230 mm
 Right Bowl: 325 mm x 443 mm x 230 mm

INSTALLATION



Flush Mount Under Mount

LARGO 4520



Sink: 1140 mm x 500 mm
 Double Bowls: 510 mm x 443 mm x 230 mm


INSTALLATION



Under Mount

LARGO

Premium



Metallic




Classic



Solid



Green






JUMBO N100 - UNDERMOUNT



Sink: 785 mm x 480 mm
Bowl: 720 mm x 415 mm x 230 mm

JUMBO N200 - UNDERMOUNT



Sink: 825 mm x 485 mm
Double Bowls: 362 mm x 420 mm x 216 mm


INSTALLATION



Top Mount Flush Mount

JUMBO - UNDERMOUNT


Premium




Metallic




Classic



Solid



Green 





SINGLE BOWL

Premium



Metallic




Classic



Solid



Green



BAR SINK



Sink: 457 mm x 406 mm
Bowl: 381 mm x 330 mm x 200 mm

MAGIC SALSA



Sink: 457 mm x 406 mm
Bowl: 417 mm x 363 mm x 203 mm

SALSA



Sink: 533 mm x 457 mm
Bowl: 469 mm x 394 mm x 205 mm

NEO SALSA



Sink: 423 mm x 423 mm
Bowl: 356 mm x 356 mm x 203 mm

BIG BOWL



Sink: 610 mm x 457 mm
Bowl: 544 mm x 394 mm x 205 mm

INSTALLATION




Top Mount Flush Mount Under Mount



SWAN

Premium



Metallic




Classic



Solid



Green



SWAN N100



Sink: 635 mm x 559 mm
Bowl: 545 mm x 455 mm x 230 mm

SWAN N100 L



Sink: 838 mm x 558 mm
Bowl: 741 mm x 421 mm x 215 mm

SWAN N200



Sink: 838 mm x 559 mm
Single Bowl: 390 mm x 470 mm x 230 mm
Half Bowl: 300 mm x 407 mm x 230 mm

SWAN D100



Sink: 838 mm x 559 mm
Bowl: 485 mm x 457 mm x 254 mm

NEW ASCEND D100



Sink: 860 mm x 500 mm
Bowl: 495 mm x 400 mm x 254 mm

INSTALLATION



Top Mount Flush Mount Under Mount

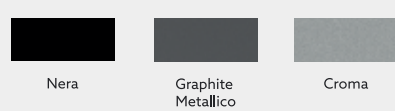


TANGO

Premium



Metallic



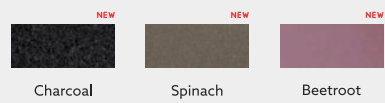
Classic



Solid



Green



TANGO 2522



635 mm x 559 mm
559 mm x 406 mm x 229 mm

TANGO 3322



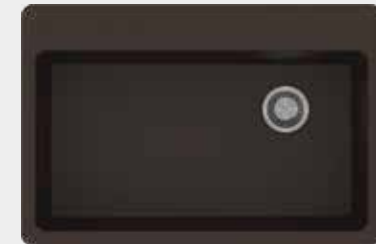
838 mm x 559 mm
356 mm x 406 mm x 229 mm

TANGO S 3322



838 mm x 559 mm
787 mm x 457 mm x 241 mm

TANGO 13322



838 mm x 457 mm
356 mm x 406 mm x 229 mm

TANGO LB 3322



838 mm x 559 mm
Left Bowl: 432 mm x 457 mm x 241 mm
Right: 330 mm x 406 mm x 241 mm

TANGO 250R



838 mm x 559 mm
Left: 457 mm x 356 mm x 241 mm
Right: 356 mm x 406 mm x 241 mm

INSTALLATION



Top Mount Under Mount



ROCK



Sink: Ø 460mm
Bowl: Ø 394mm, depth: 190 mm

INSTALLATION



Top Mount Under Mount

ROCK O N100



Sink: Ø 510 mm
Bowl: Ø 380 mm, depth: 200 mm


INSTALLATION



Top Mount Flush Mount Under Mount

ROCK


Premium



Metallic




Classic



Solid




Green 



ACCESSORIES

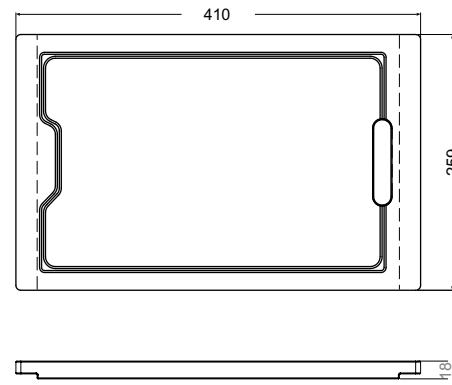


Fold Matt

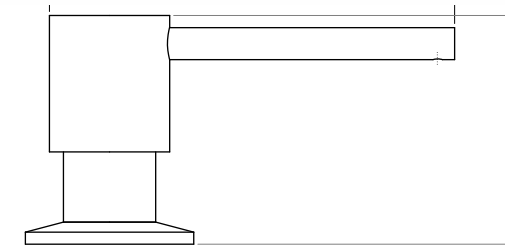


Ss201 Materials
Square Design & Rubber Tube
Suitable For: Waltz 780, Waltz 560 & Waltz 610

Chopping Board - 002




Soap Dispenser




Brass Head
300 ML Capacity
260x110 mm
Chrome/Rose Gold / Matt Black finish


Bottom Mesh



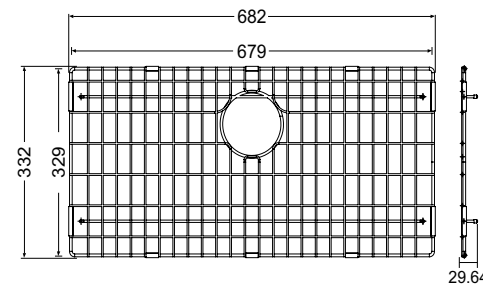
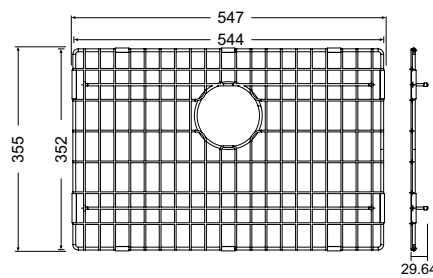
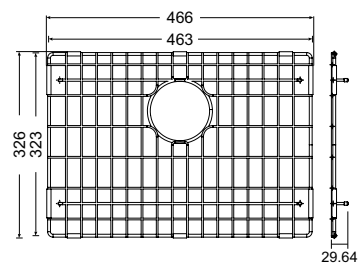
Waltz 560



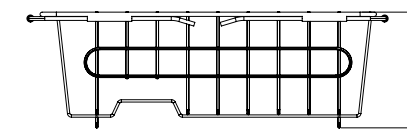
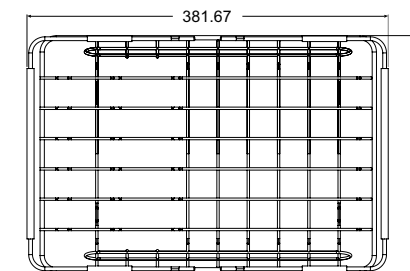
Waltz 610



Waltz 780



Moveable Basket



Ss201 Materials
Size: 360x250x120mm

FAUCET



ALA 1514

CARYSIL
GERMAN ENGINEERING



ALA 1514 MATTBLACK

Specification :-

Material: solid brass construction
 Handle: Zinc
 Matching pull-out spout sprayer, 180° swing spout, ABS material, two function
 Cartridge: ceramic cartridge, Kerox Neoperl aerator
 Water flow: 9-12L/min@3bar
 Braided Hose: stainless steel hose *2, Tucai brand
 Cloth bag + color box package



180° SWINGSPOUT



PULLOUT



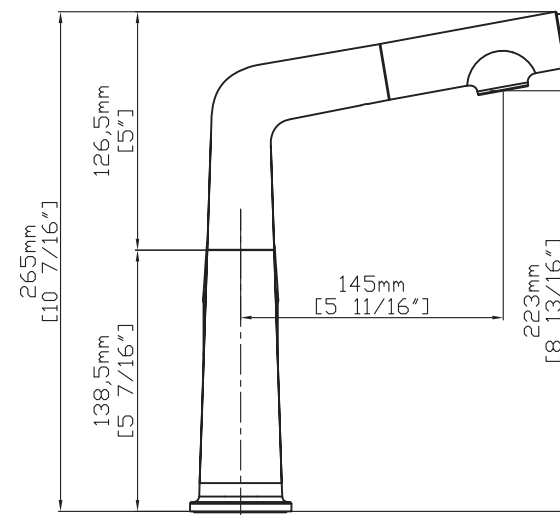
ADJUSTABLE HEIGHT



DESIGNER KNOB



TWO FLOW FUNCTIONS



CARYSIL
GERMAN ENGINEERING





ALA 1512 CHROME



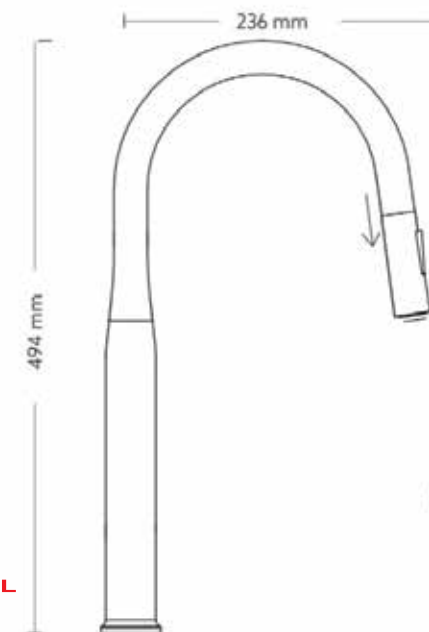
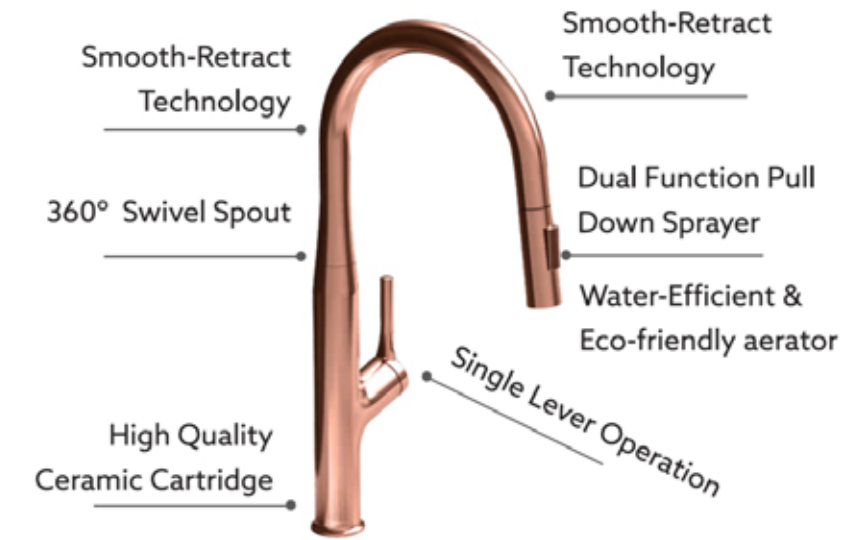
ALA 1512 MATT BLACK



ALA 1512 ROSE GOLD

Specification :-

- Brass Materials
- Zinc Alloy handle
- Pull out spout Sprayer
- Hot, Cold & Mixers functions
- Ceramic cartridge
- High quality aerator
- S.S. hose Pipe
- Finish Options: Rose gold, Matt black & Chrome



ALA 1514



ALA 1511 WHITE



ALA 1511 YELLOW



ALA 1511 RED



ALA 1511 GREY

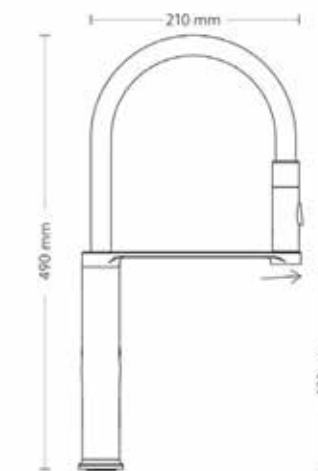
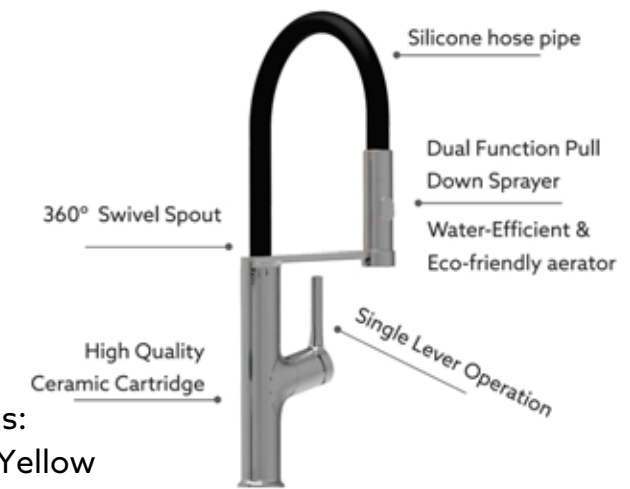


ALA 1511 BLACK



Specification :-

- Material: Brass
- Zinc Alloy handle
- Pull down spout sprayer
- Hot, Cold & Mixers functions
- Ceramic cartridge
- High quality aerator
- S.S. hose Pipe
- Silicone hose pipe color options: Black, Blue, Red, White, Grey, Yellow





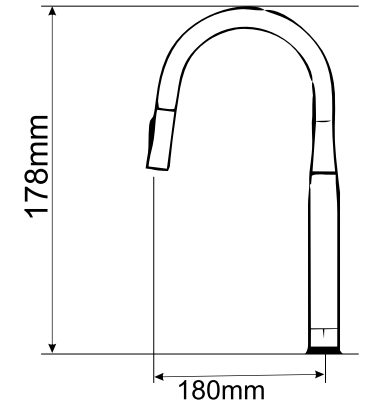
Faucets

Inox 100-with touch sensor



Specification :-

Material : Stainless steel 304
 Stainless steel handle,
 Aerator: Neoperl
 Cartridge: ceramic cartridge, Kerox brand
 Hose Pipe: Nylon hose *2, Tucai brand
 Satin Finish
 Matching two function spray head,
 Stainless steel material, with magnet
 Pull out sprayer head

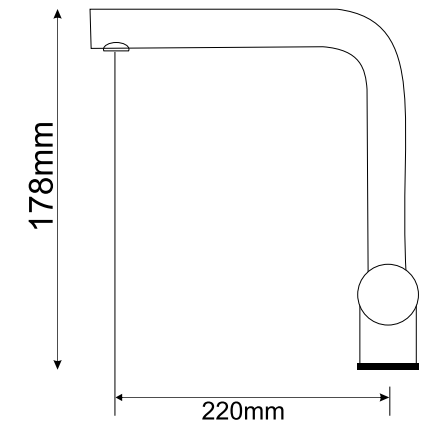


Inox 101



Specification :-

Material : Stainless steel 304
 Stainless steel handle,
 Aerator: Neoperl
 Cartridge: ceramic cartridge, Kerox brand
 Hose Pipe: Nylon hose *2, Tucai brand
 Satin Finish
 Matching two function spray head,
 Stainless steel material, with magnet
 Pull out sprayer head



Polyester braid hose
 High Pressure resistance
 and high Corrosion



Brass installation part
 Easy install and highly secured
 even with uneven surface
 and tight space



Flawless finish
 24h acid salt spray test pass



Swivel spout
 Swivel range (110°/120°/150°)
 or all-round freedom of
 movement (360°).



PEX Pull out hose
 For temperature resistant and
 neutral in taste and odor



Ultra smooth
 With protective ABS funnel for
 pull out hose.



Quick Connect
 Allow for fast and easy
 installation.



Easy Clean Aerator
 Wipe away calcium and lime
 build up with the touch of a
 finger

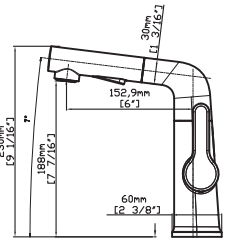


ALA 1513

CARYSIL
GERMAN ENGINEERING

Faucets

Ala 1513

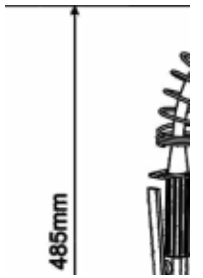


Maximus (pull out)



Specification :-

Brass Materials
Zinc Alloy handle
Pull out spout sprayer
Hot, Cold & Mixers functions
Ceramic cartridge
High quality aerator
S.S. hose Pipe



Ala 01506



Specification :-

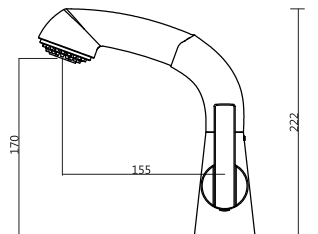
Brass materials
Zink Alloy Handel
High-arch Spout Design with 360-degree Rotation:
Hot, cold & Mixer Functions
Ceramic cartridge
Aerator - Neoperl-Switzerland brand company
Cartridge :- Sedal-Spain brand company.
Finish options :- Nera, Cornflakes

Ala 01507



Specification :-

Brass materials
High-arch Spout Design with 360-degree Rotation:
Hot, cold & Mixer Functions
Ceramic cartridge
Pull out spout sprayer
Aerator - Neoperl-Switzerland brand company
Cartridge :- Sedal-Spain brand company.



Ala 01508



Specification :

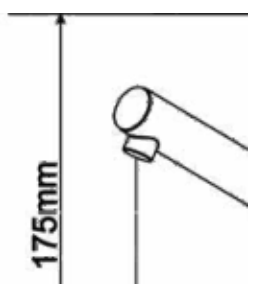
Brass materials
Zink Alloy Handel
High-arch Spout Design with 360-degree
Hot, cold & Mixer Functions
Ceramic cartridge
Pull out spout sprayer
Aerator - Neoperl-Switzerland brand company
Cartridge :- Sedal-Spain brand company

Ala 01509



Specification :-

Brass materials
Finish options :- Nera, Cornflakes, Chrome
High-arch Spout Design with 360-degree Rotation
Hot, cold & Mixer Functions
Ceramic cartridge
Aerator - Neoperl-Switzerland brand company
Cartridge :- Sedal-Spain brand company.





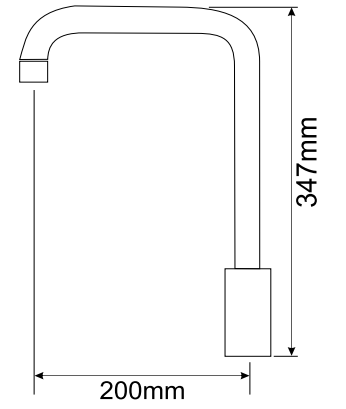
Faucets

Inox 102



Specification :-

Material : Stainless steel 304
 Stainless steel handle,
 Aerator: Neoperl
 Cartridge: ceramic cartridge, Kerox brand
 Hose Pipe: Nylon hose *2, Tucai brand
 100% pressure system tested
 color box
 Satin Finish

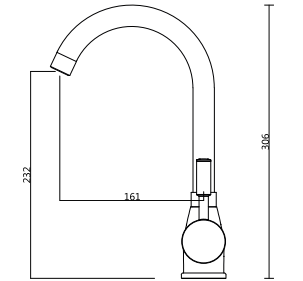


Ala 01504



Specification :-

Brass materials
 Finish options :- Nera, Cornflakes
 High-arch Spout Design with
 360-degree Rotation
 Hot, cold & Mixer Functions
 Ceramic cartridge
 Aerator - Neoperl-Switzerland brand company
 Cartridge :- Sedal-Spain brand company.

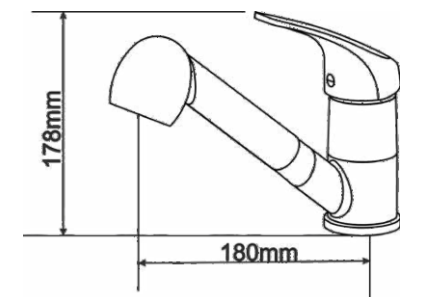


Atomix



Specification :-

Brass Materials
 Zinc Alloy handle
 Pull out spout Sprayer
 Hot, Cold & Mixers functions
 Ceramic cartridge
 High quality aerator
 S.S. hose Pipe




Water Dispenser



Specification :-

Brass Materials
 Zinc Alloy handle
 Hot, Cold & Mixers functions






GLASS RINSER COLLECTION


Bringing professional functionality and style to your kitchen, these glass rinsers are the ultimate companions for your sink





GLASS RINSER

Glass Rinsers



ROSE GOLD



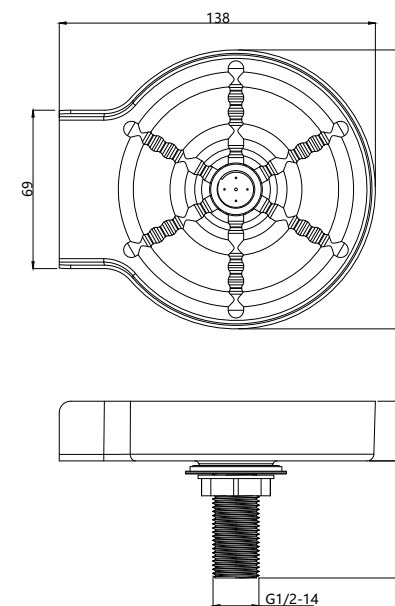
MATT BLACK


































BRUSH STEEL

Specification :-

























Finish : Rose Gold, Matt Black, Brush Steel
 Application range: Any Carysil Faucet Deck Sinks, hotel kitchen, coffee shop bar counter, milk, tea shop, KFC, McDonald's, commercial kitchen equipment supporting
 Size : $\Phi 110\text{mm} \times 75\text{mm}$



CABINET SIZE

Series	500 mm	600 mm	700 mm	800 mm	900 mm	1000 mm	1200 mm
Crystal (Page No. 33)		 2118  3618	 2418				
Rimo (Page No. 39)		 D100L  D150					
Enigma (Page No. 41)	 N100N  N100M  D100S  D100	 N100S  D100B  D100L  D150  N150		 D200  N100  D200L  D200	 N200		
Tip Toe (Page No. 45)	 D100  D100N  D100S	 D100B  D100L  D150		 D200  N200			
New Beethoven/ New Beethoven Inox (Page No. 47)	 D100	 D100L  D150		 D200			

CABINET SIZE

Series	500 mm	600 mm	700 mm	800 mm	900 mm	1000 mm	1200 mm
Polo/ Polo Inox (Page No. 49)		 D100L		 D200			
Jazz (Page No. 51)		 D100L  D150		 D200			
Vivaldi (Page No. 53)	 D100S  D100	 D100I  D100L  D150		 D200  N200			
Double Bowls (Page No. 55)				 CGDB 3121	 CGDB 3220  CGDB 3322  CG2B 3322	 CG2B 3322 U	
Waltz (Page No. 57)	 New 400	 560FE	 610  680  680U	 780  780U			

CABINET SIZE

Series	500 mm	600 mm	700 mm	800 mm	900 mm	1000 mm	1200 mm
--------	--------	--------	--------	--------	--------	---------	---------

Waltz Accessories

(Page No. 59)



560FE



610



780

Largo

(Page No. 67)



3620



4520

Jumbo Bowl

(Page No. 69)



N100



N200



Bar Sink



Salsa



Big Bowl



Magic Salsa



Neo Salsa

Single Bowl

(Page No. 71)



N100



N100



New Ascend D100



D100



N100L

Swan






(Page No. 73)

CABINET SIZE

Series	500 mm	600 mm	700 mm	800 mm	900 mm	1000 mm	1200 mm
--------	--------	--------	--------	--------	--------	---------	---------

Tango

(Page No. 75)

 AL 2522	 ALU 250R
 ALU 2522	 ALS 3322
	 ALSU 3322
	 AL 13322
	 ALU 13322
	 ALLB 3322
	 ALLBU 13322
	 AL 3322
	 ALU 3322

Rock

(Page No. 77)



N100

Rock